

OYUNGSOLAR

OSM66NTB

700-720 Watt

HALF CELL

N-Type TOPCon

BIFACIAL MODULE WITH DUAL GLASS

N-Type Technology

N-Type modules with Tunnel Oxide Passivating Contacts (TOPcon) technology offer lower LID/LeTID degradation and better low light performance.

HOT 2.0 Technology

N-type modules with HOT 2.0 technology offer better reliability and efficiency.

Dual-Sided Power Generation

Dual-sided power generation gain increases with backside exposure to light, significantly reducing LCOE.

Mechanical Load Enhanced

Certified to withstand: 5400 Pa front side max static test load, 2400 Pa rear side max static test load

SMBB Technology

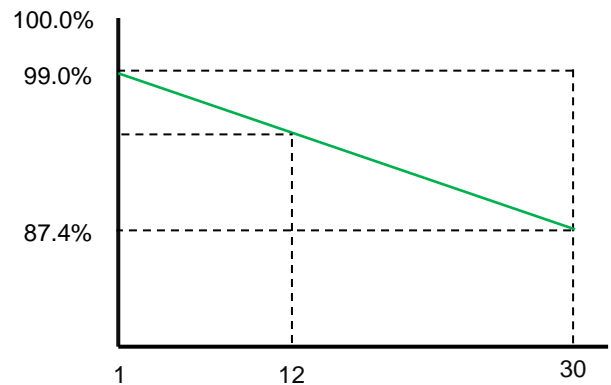

Better light trapping and current collection to improve module power output and reliability.

Anti-PID Guarantee

Minimizes the chance of degradation caused by PID phenomena through optimization of cell production technology and material control.

OYUNGSOLAR

OYUNGCORPORATION all rights reserved.



12 years
Product
Warranty

30 years
Linear Power
Warranty

1.0%
First-year
Degradation

0.40%
Annual Degradation
Over 30 Years

IEC61215:2016 / IEC61730:2016
IEC61701 / IEC62716 / IEC60068 / IEC62804
ISO9001:2015: Quality Management System
ISO14001:2015: Environment Management System
ISO45001:2018: Occupational health and safety management systems



OSM72NTB 580-600

www.oyungsolar.com

OSM66NTB 700-720

Mechanical Parameters

Cell Type	N-Type Mono-crystalline
No. of cells	132 (66x2)
Dimension	2384x1303x33mm
Weight	37.5kg
Front Glass	2.0 mm, anti-reflection coating
Back Glass	2.0 mm, heat strengthened glass
Frame	anodized aluminium alloy
Junction Box	IP68 rated
Protection Class	Class II
IEC Fire Type	Class C
Connector	MC4
Output Cables	4.0mm ² , (+): 400mm, (-): 200mm, or Customized

Packaging Configuration

Packaging Detail	33pcs/pallet, 594pcs/40'HC
------------------	----------------------------

Specifications (STC)

	700	705	710	715	720
Maximum Power (Pmax/W)	700	705	710	715	720
Maximum Power Voltage (Vmp/V)	40.42	40.53	40.65	40.77	40.89
Maximum Power Current (Imp/A)	17.32	17.40	17.47	17.54	17.61
Open-circuit Voltage (Voc/V)	48.40	48.56	48.73	48.88	49.04
Short-circuit Current (Isc/A)	18.40	18.46	18.53	18.60	18.67
Module Efficiency (STC/%)	22.54	22.70	22.86	23.02	23.18
Power Tolerance	0~3%				
Temperature Coefficients of Pmax	-0.29%/°C				
Temperature Coefficients of Voc	-0.25%/°C				
Temperature Coefficients of Isc	0.045%/°C				

STC: Irradiance 1000W/m², Cell Temperature 25°C, AM=1.5

Specifications (NOCT)

	528	531	535	539	543
Maximum Power (Pmax/W)	528	531	535	539	543
Maximum Power Voltage (Vmp/V)	37.68	37.84	37.97	38.08	38.21
Maximum Power Current (Imp/A)	14.00	14.04	14.09	14.15	14.20
Open-circuit Voltage (Voc/V)	45.97	46.13	46.29	46.43	46.58
Short-circuit Current (Isc/A)	14.85	14.90	14.96	15.01	15.07

NOCT: Irradiance 800W/m², Ambient Temperature 20°C, AM=1.5, Wind Speed 1m/s

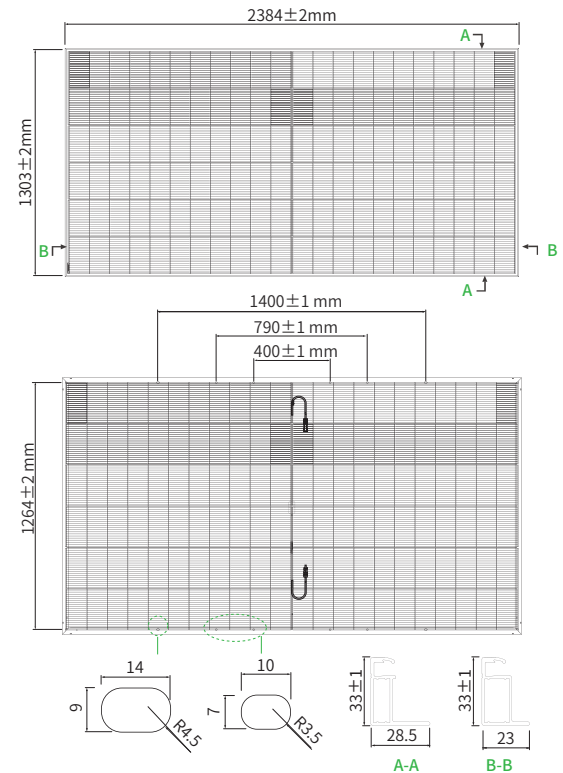
Application Conditions

Operating Temperature	-40°C ~ +85°C
Maximum System Voltage	1500 VDC (IEC)
Maximum Series Fuse Rating	35A
Nominal Operating Cell Temperature - NOCT	45±2°C
Refer. Bifacial Factor	80±5%

OYUNGSOLAR

OYUNGCORPORATION all rights reserved.

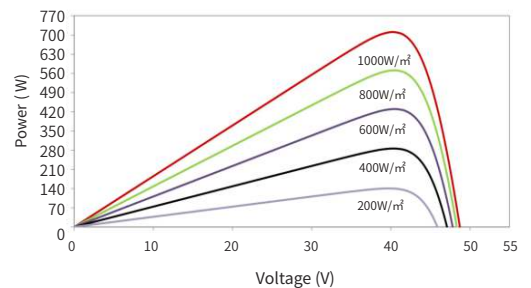
Engineering Drawings



Note: For specific dimensions and tolerance ranges, please refer to the corresponding module drawings.

Electrical Performance

Power-Voltage Curves (OSM66NTB 710W)



Current-Voltage Curves (OSM66NTB 710W)

